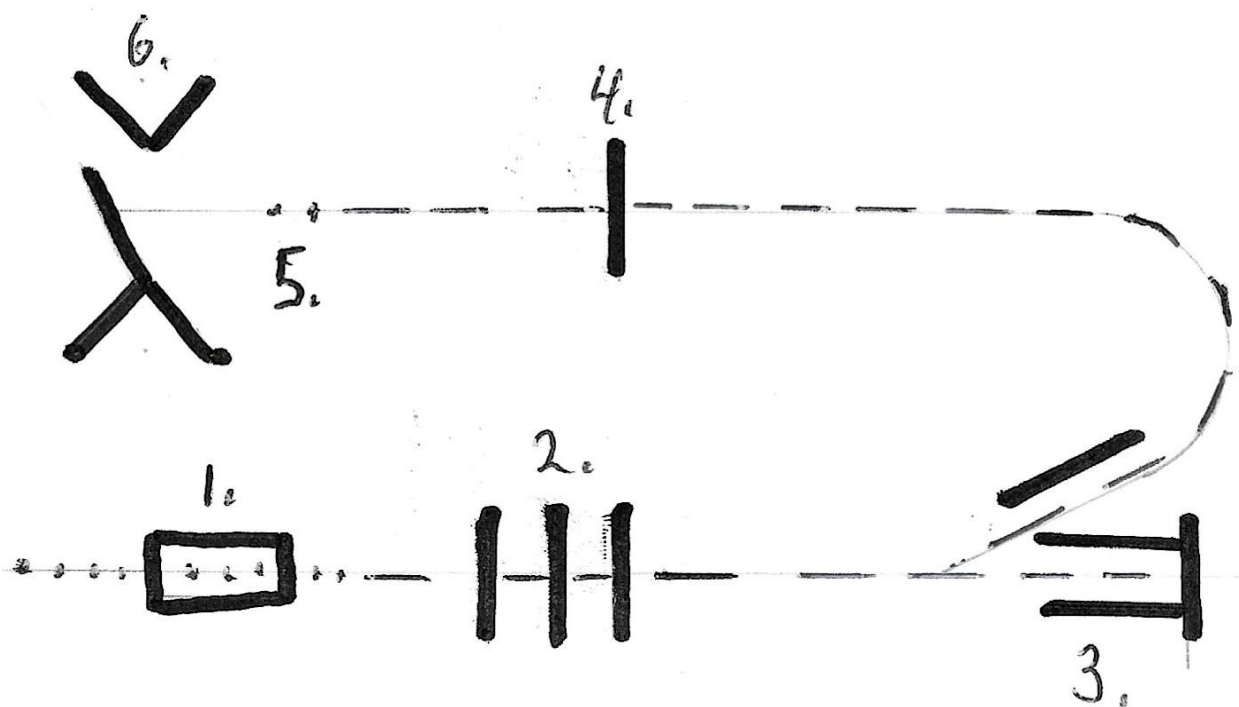


Hawkeye Ranch Horse Classic

Thursday July 25 & Sunday July 28, 2024

All Breed Yearling Ranch Trail



1. Walk over bridge.
2. Trot to an over 3 logs.
3. Trot to log chute back out of log chute to the left.
4. Trot to log jump.
5. Trot to gate walk a couple of steps. Stop and check one front and one hind hoof. (Can ground tie if you wish.)
6. Open and proceed thru gate, close gate, exit arena.

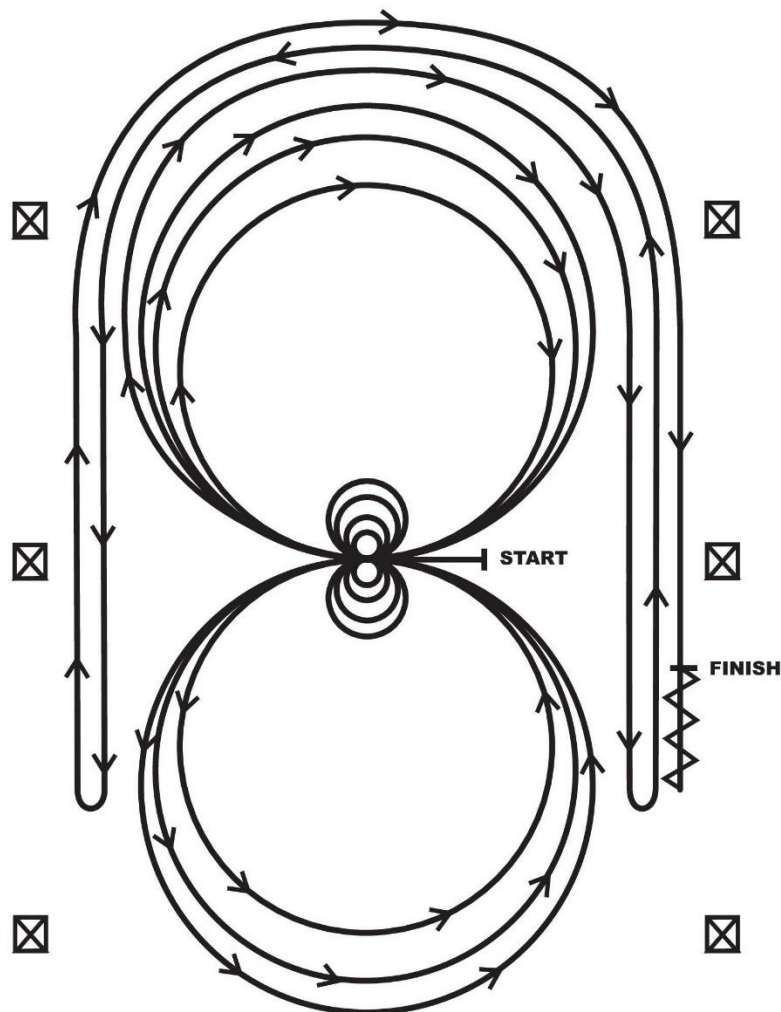


Hawkeye Ranch Horse Classic

Sunday July 28, 2024


AQHA Reining Open, Amateur & Youth

REINING PATTERN 8



Horses may walk or jog to the center of arena. Horses must walk or stop prior to starting pattern. Beginning at the center of arena facing the left wall or fence.

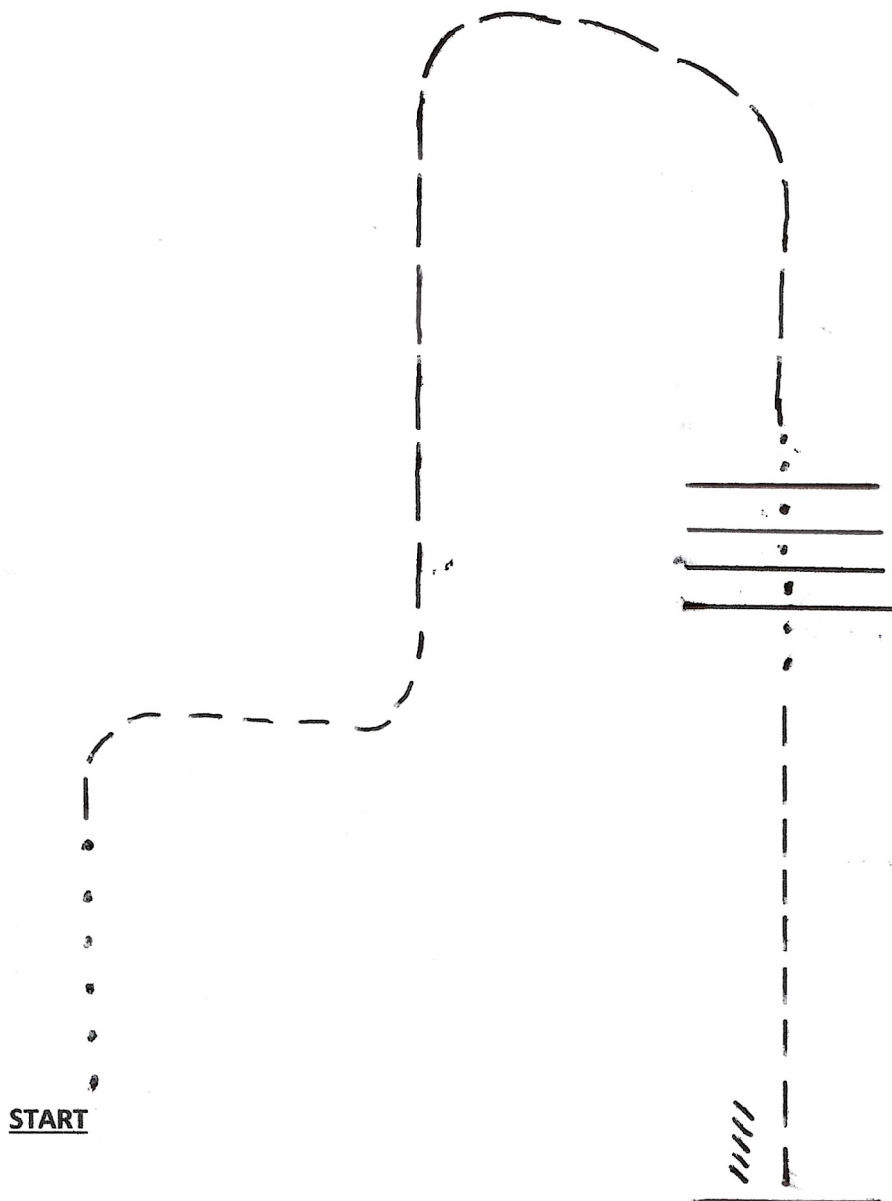
1. Complete four spins to the left. Hesitate.
2. Complete four spins to the right. Hesitate.
3. Beginning on the right lead, complete three circles to the right: the first circle large and fast; the second circle small and slow; the third circle large and fast. Change leads at the center of the arena.
4. Complete three circles to the left: the first circle large and fast; the second circle small and slow; the third circle large and fast. Change leads at the center of the arena.
5. Begin a large circle to the right but do not close this circle. Run straight down the right side of the arena past the center marker and do a left rollback at least twenty feet (six meters) from the wall or fence—no hesitation.
6. Continue back around the previous circle but do not close this circle. Run down the left side of the arena past the center marker and do a right rollback at least twenty feet (six meters) from the wall or fence—no hesitation.
7. Continue back around the previous circle but do not close this circle. Run down the right side of the arena past the center marker and do a sliding stop at least twenty feet (six meters) from the wall or fence. Back up at least ten feet (three meters). Hesitate to demonstrate completion of the pattern.



Hawkeye Ranch Horse Classic

THURSDAY, JULY 25 & SUNDAY JULY 28, 2024

17 IQHA 9 & UNDER WALK TROT RANCH RIDING



1. Walk
2. Trot
3. Extended Trot
4. Drop to Walk
5. Walk over Logs
6. Trot
7. Stop & Back

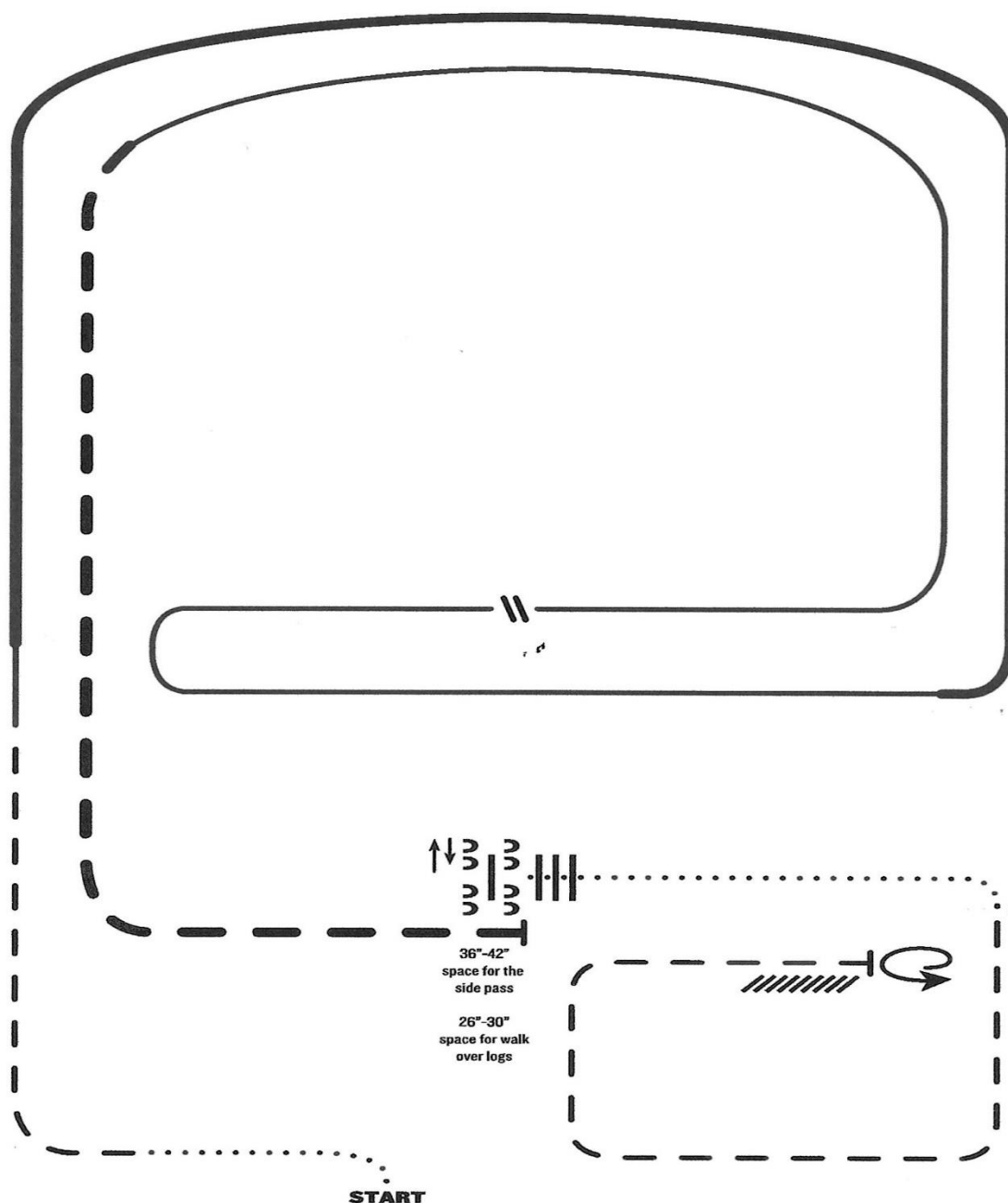


Hawkeye Ranch Horse Classic

Sunday, July 28, 2024

Ranch Riding Pattern 4, ALL

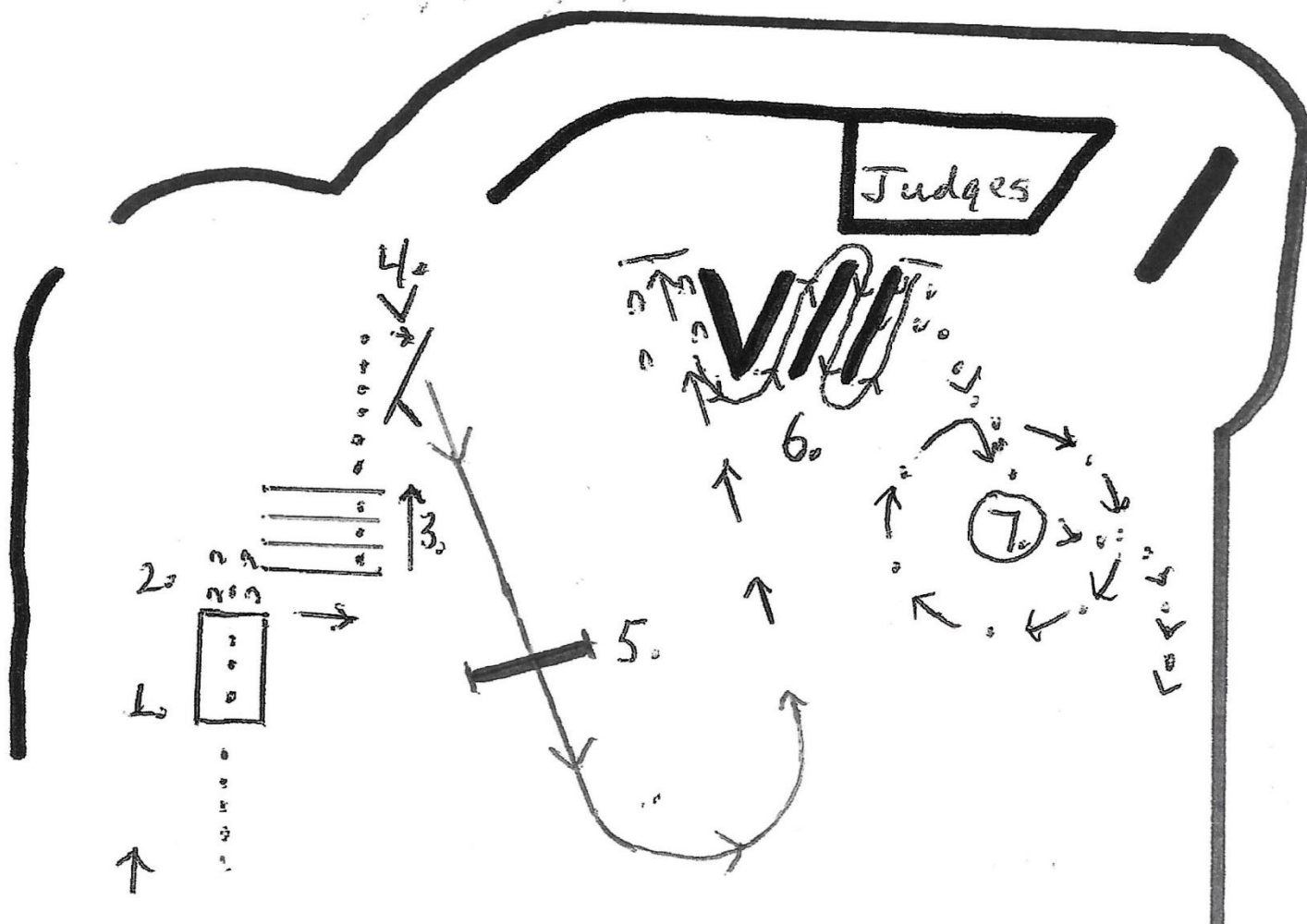
Walk Trot-Extended Trot When Lope



1. Walk
2. Trot
3. Extended lope right lead
4. Lope right lead
5. Change leads (simple or flying)
6. Lope left lead
7. Extended trot
8. Stop, side pass left, side pass right, 1/2 way
9. Walk over logs
10. Walk
11. Trot square
12. Stop, 360° turn left, and back

LEGEND

- Walk
- ... Extended Walk
- - - Trot
- - - Extended Trot
- Lope
- Extended Lope
- //// Back
- // Lead Change



START

EXIT



Hawkeye Ranch Horse Classic

#2 AQHA VERSATILITY RANCH HORSE SHOW IN 2023

4 Versatility Ranch Horse Shows

Select AQHA Ranch Classics

North Iowa Fairgrounds, Mason City, Iowa



Sunday
Ranch Trail

Walk:

Trot: _____

Lope: _____

1. **BRIDGE:** Walk from start to bridge and walk over bridge stopping next to first log.
2. **SIDE PASS:** Side pass right over first log stopping over end of log.
3. **WALK OVER LOGS:** Walk over the 3 remaining logs and proceed to the gate at a walk.
4. **GATE:** Work right hand gate. Lope on left hand lead toward log jump.
5. **LOG JUMP:** Maintaining left hand lead jump log. Continue loping on the left lead circling back toward the Back Thru Obstacle. Transition to the trot as you approach the left side of Back Thru Obstacle logs.
6. **BACK THRU:** Stop and back thru obstacle as drawn. Walk towards the Rope Drag Obstacle.
(Youth, do not perform the Rope Drag obstacle. Youth will proceed to the exit at the walk or jog as they prefer.)
7. **ROPE DRAG:**
(Open & Amateur/Non-Pro only) Drag sled in a circle at the trot as drawn. Return rope and sled to the starting position. (Exit at the walk or jog as you prefer.)
(VRH Limited Amateur & Rookie Amateur) Drag sled at the walk as drawn. Return sled to its starting position. (Exit at the walk or jog as you prefer.)